


# BUSINESS CLASS BUSINESS PICKUP.



**D-MAX  
S-CAB**



# CLEANER AND GREENER



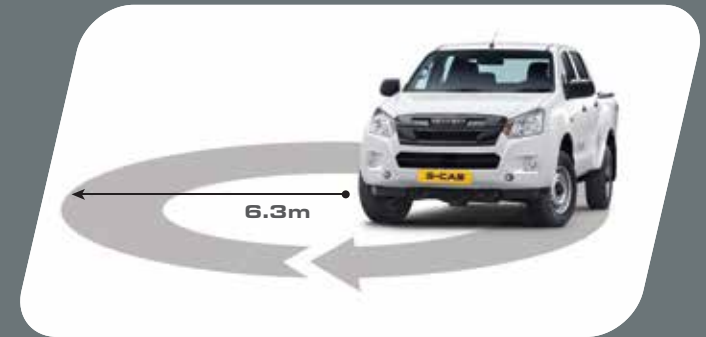
Over **10** Lakh\*  
engines sold worldwide

**Powerful & proven engine with  
VGS technology**  
For unbeatable performance.



**STAGE 2**

\*Cumulative data for all the generations put together.



**Low 6.3m turning radius**

To access even the narrowest of roads.



**Refined 5-speed gearbox with overdrive**

For precise and smooth drivability.



**Aerodynamic design**

For stability and lower NVH.





# THE ONE YOU CAN DEPEND ON.




## High tensile steel body

Provides superior strength and ruggedness for the long run.



## iGRIP Platform

Modern, new generation platform for high performance.



## Stronger suspension

Heavy duty suspension that provides optimum load carrying capability.



## Protective all-round electro deposition coating

Prevents rusting and provides long-lasting performance.



## Tested for over 40 LAKH km<sup>#</sup>

Making the D-Max S-Cab an extremely reliable product.

#40 LAKH km is the sum of distance covered under various test conditions in multiple vehicles.





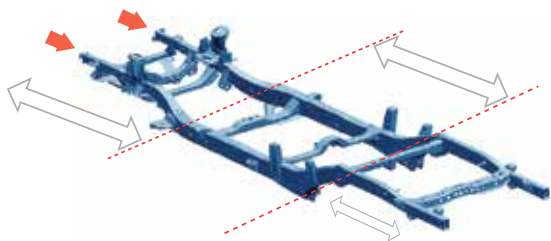
**Graphite coated pistons**

Extends engine life by preventing wear and tear during cold starts.



**TOWARDS YOUR  
GOALS, SAFELY.**





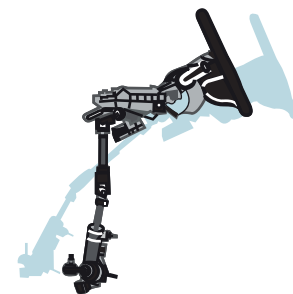
#### **Collapsible chassis with crumple zones**

Provides more safety to occupants during front and rear collisions.



#### **Cross-car front beam and side-door intrusion beams**

Provides added safety from front and side impacts.



#### **Collapsible steering column**

Added safety for the driver in the event of a frontal collision.



#### **Efficient braking system**

With 26.6 cm brake boosters, ventilated disc and twin pot calipers.



#### **Underbody protection kit**

Steel skid plate and engine bottom guard to safeguard the key vehicle aggregates.




#### **LSPV (Load Sensing Proportioning Valve)**

An intelligent braking system that corresponds to the load and reacts accordingly preventing wheel skidding.

# MAKES A TOUGH JOB EASIER.




**Improved Rear Seat Angle  
for Comfort**



**Front independent double  
wishbone suspension**

Heavy duty suspension for superior comfort and unmatched on-road durability.



**6-way adjustable driver seat**

Customizable support for the driver's comfort.





**Powered windows with  
driver auto-down**

Automated convenience for  
the driver and the passengers.



**Large wheels [40.64 cms.]  
with tubeless tyres**

For better comfort  
and safety.



**AC with blower, heater,  
dust and pollen filter**

Maximum comfort for  
all passengers.




# ALWAYS READY TO GO AGAIN.



**Central Locking System**  
More control for the driver.



**Multiple storage spaces**  
More space while on the go.



**Rear 60:40 tip-up seats**  
Flexibility to create extra cargo space.





#### **Large cargo bed**

A 2.2 m<sup>2</sup> load deck that can efficiently carry all your load.



#### **Dual position tailgate handle**

Facilitates easy opening during loading and unloading.



#### **Large ORVM with casing**

Ensures no change in mirror position even after folding.

Disclaimer: Accessories shown are not part of the standard equipment

# THE NEW ISUZU D-MAX S-CAB. NOW BETTER THAN EVER.



## Multi-Information Display (MID)

Advanced MID gives driver information about vehicle performance parameters. Odo meter, Speedometer, digital speed read out, instant mileage and average mileage, ambient temperature, elapsed time, current fuel range, DPD level indicator, AdBlue level indicator. Car like electroluminescent Instrument cluster



## High contrast and stylish instrument cluster

Modern instrument cluster providing optimum visibility during day and night.



## Co-driver sliding seat

Better comfort and ease for the co-passenger in the front seat.



## Rear parking sensor

For maximum ease of parking.



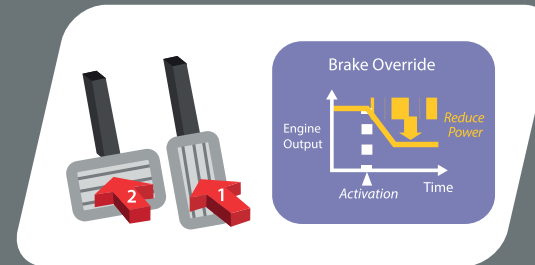
## High mount stop lamp

Extra precaution for the vehicle approaching from the rear.



## Variable speed Intermittent Wipers

Interval between wiper sweeps can be adjusted within a range of approximately 1.5 to 15 seconds. Better visibility during driving in rainy conditions. Enhanced safety



## Brake Override System

An intelligent system that reacts to panic braking of the vehicle, even when the accelerator is pressed with the brakes.



# FOR EVERY ROAD, EVERY LOAD.

**Interior Contractor**



**Event Manager**



**Architect**

## SPECIFICATIONS AND FEATURES

Model	S-CAB 2WD HR	S-CAB 2WD CBC HR
Engine		
Type	4 Cylinder, Common Rail, VGT Intercooled Diesel	
Cubic Capacity	2499 cc	
Engine Max Power	58 kW/78 hp @ 398 rad/s (3800 rpm)	
Engine Max Torque	176 Nm @ 157 - 251 rad/s (1500 - 2400 rpm)	
Emission level	Bharat Stage 6 Stage 2	
Transmission		
No. of speeds	5 Speed	
Shift Type	Manual	
Suspension		
Front	Double Wishbone, with Coil Springs & stabilizer	
Rear	Semi-Elliptic Leaf Spring	
Wheel		
Wheel Rim Size	16 x 6.5J-33	
Tyre Size	205R16C	
Tyre Type	Radial Tubeless	
Brakes and Steering		
Brake Type	Hydraulic Brake with large booster (26.67 cm) and LSPV	
Front Brake	Ventilated Disc with Twin Pot Caliper	
Rear Brake	Drum	
Steering Tytre	Hydraulic Power Assist with Tilt Adjustment	
Dimensions		
Overall Vehicle (LxWxH)	5200 mmx1860 mmx1780 mm	5045 mmx1860 mmx1780 mm
Wheelbase	3095 mm	
Cargo Deck Inner (LxWxH)	1485 mmx1530 mmx465 mm	-
Turning Circle Radius	6.3 m	
Capacity		
Fuel Tank	55 litre	
DEF Tank	14.7 litre	
Seating capacity	D+4	
Weight		
Payload	995 kg	-
GVW	2850 kg	2850 kg
Kerb Weight	1855 kg	1740 kg

<b>COMFORT AND CONVENIENCE</b>	
Improved Rear Seat Recline Angle for enhanced comfort	
Power Steering with Tilt Adjustment	
Air Conditioner with Heater	
Dust & Pollen Filter	
Seat-belt Height Adjuster	
Inner & Outer Dash Noise Insulation	
Moulded Roof Lining	
Clutch Footrest	
Advanced Electroluminescent Multi Information Display console	
ORVMs with Adjustment Retention	
Roof Assist grip for Co-driver	
Fabric Seats	
Co-driver seat sliding	
Carpet Floor Cover	
Sun Visor for Driver and Co-driver	
Gear Shift Indicator	
<b>UTILITY</b>	
12V Mobile Charging Point	
Retractable Cup and Coin holders on Dashboard	
Door Trims with Bottle Holder and Pocket	
Twin Glove Box	
Centre armrest with storage space	
2 Speakers with pre-wiring	
Antenna	
<b>SAFETY AND SECURITY</b>	
Hydraulic Brake with large booster (26.67 cm) and LSPV	Rear Parking Assist System
Ventilated Front Disc Brake with Twin Pot Caliper	Warning Lights & Buzzers
Brake Override System	ELR Seat Belts
Chassis & Cabin with Crumple Zones	Child lock on rear doors
Cross Car Front Beam	Tubeless Tyres
Door Side Intrusion Beams	
Steel Skid Plate	
Collapsible Steering Column	
Variable Intermittent Windshield Wiper	
Day & Night IRVM	

\*Select models are available on GeM



# PICK FROM THE BEST.



# ISUZU

## NEVER STOP

### ISUZU MOTORS INDIA PRIVATE LIMITED

9<sup>th</sup> Floor, Prestige Centre Court - Office Block,  
Nexus Vijaya Mall, No. 183, N. S. K Salai,  
Vadapalani, Chennai - 600 026, Tamil Nadu, India.  
Toll Free No.: 1800 4199 188

Disclaimer—Isuzu Motors India Pvt. Ltd. ("Isuzu") reserves the right to alter or discontinue any specification or any detail of the vehicle (including interiors or approved genuine accessories) without any prior information/notice to existing or prospective customers. Isuzu also has the right to permanently or temporarily discontinue manufacturing of any vehicle or model without any prior information/notice to existing or prospective customers. The specifications and details provided are authentic as on the date\* of the printing/publication of this information. Kindly check with Isuzu Dealers for the latest/updated information on the specifications and/or any other details including details of vehicle price and approved genuine accessories. There could be slight variations in the colour of the actual vehicle body/interiors/genuine approved accessories and the colour seen in the printed photos. Kindly contact your nearest Isuzu Dealer to know and feel the exact colour of the vehicle body/interiors/genuine accessories. Certain parts of the vehicle seen in the printed photo are Accessories. These Accessories are not part of the vehicle being sold to the customer. Accessories have to be purchased separately. Isuzu advises to use only approved genuine accessories and not to use any non-genuine fitments. Please contact our dealers for details of approved genuine accessories/fitments. All our vehicles manufactured after 1<sup>st</sup> April 2020 are compliant with Bharat Stage 6 Stage 2 emission norms. \*Date of printing/publication: 20th April, 2024.



For more information, visit us at: [www.isuzu.in](http://www.isuzu.in)

**f** ISUZU Motors India | **YouTube** IsuzuMotorsIndia

**@** isuzumotorsindia | **@**IsuzuIndia

**WhatsApp** <https://wa.me/message/348YFK5Q35H6E1>

